



# FETAL DEVELOPMENT, PREGNANCY AND ULTRASOUND

**ANNIS FELICIEN MSN, RN NURSE MANAGER**

# God our Creator

For by him were all things created, that are in heaven, and that are in earth, visible and invisible, whether they be thrones, or dominions, or principalities, or powers: all things were created by him, and for him:

**Colossians 1:16**

So, God created man in his *own* image, in the image of God created he him; male and female created he them. **Genesis 1:27**

Before I formed thee in the belly, I knew thee; and before thou camest forth out of the womb I sanctified thee, and I ordained thee a prophet unto the nations. **Jeremiah 1:5**

# OBJECTIVES

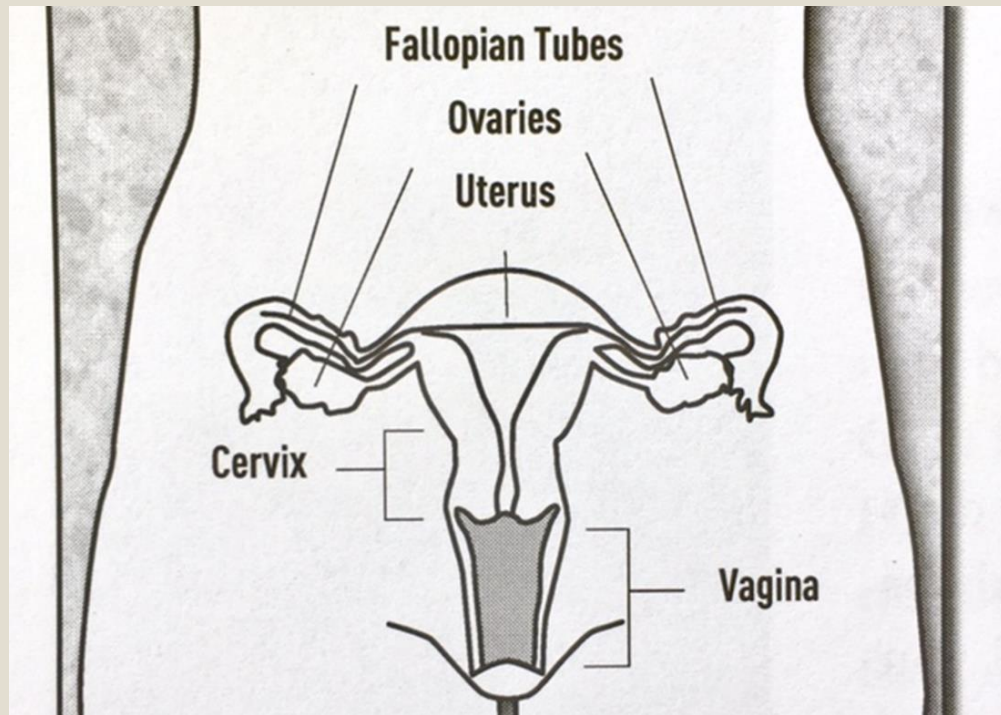
- The learner will be able to state the fertilization steps that produces a pregnancy
- The learner will be able to list the stages of fetal development
- The learner will be able to state three reasons for ultrasounds performed at PRCE



# PREGNANCY

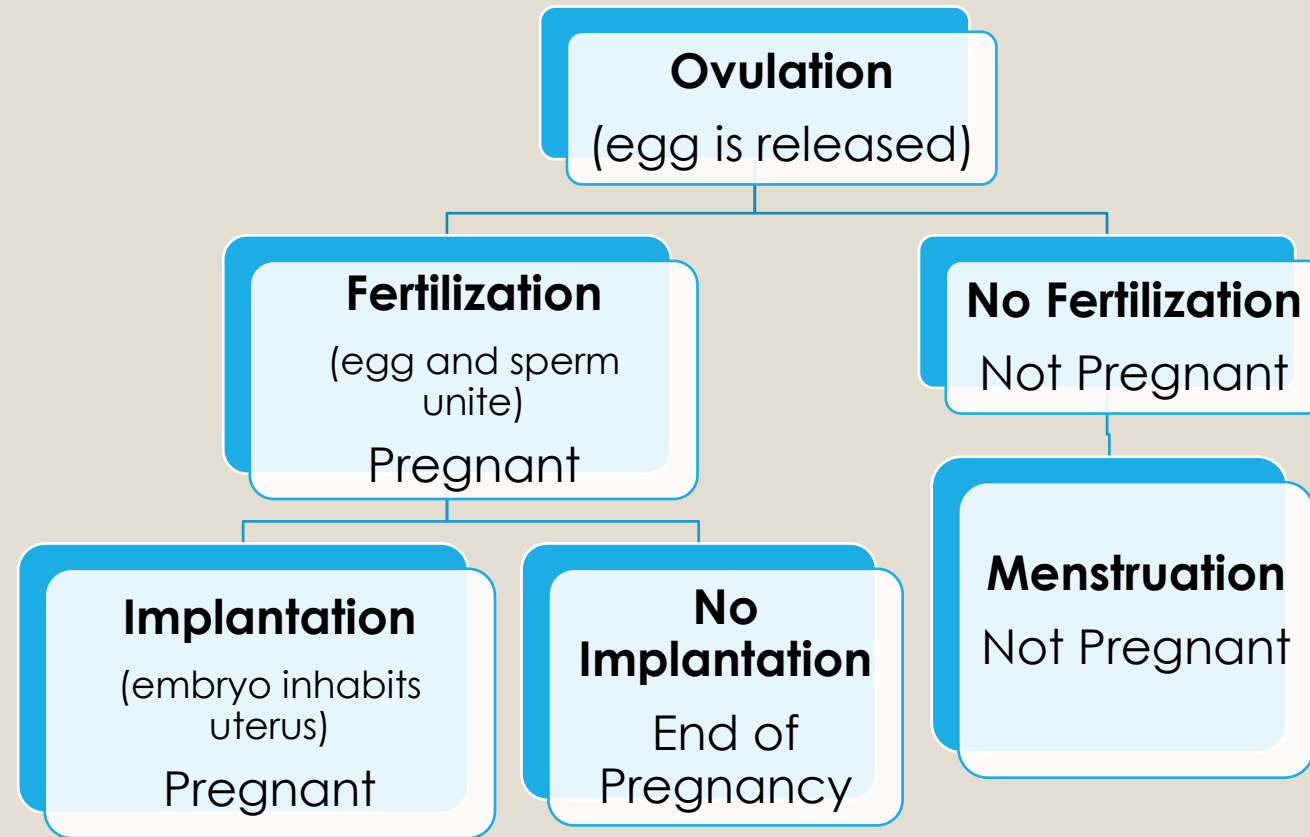
A World View versus The Bible View

# PREGNANCY : FEMALE REPRODUCTIVE ANATOMY



- FUNCTION OF THE FEMALE ANATOMY

# PREGNANCY: HOW IT ALL BEGINS



# PREGNANCY SYMPTOMS

- Breast tenderness or enlargement
- Nipple sensitivity
- Frequent urination
- Fatigue
- Nausea and vomiting
- Feeling bloated
- Cramps
- Decreased or increased appetite
- Moodiness or heightened emotion
- A lighter or shorter menstruation than usual
- A missed menstruation

# PREGNANCY TEST

- Measures levels of hCG (Human Chorionic gonadotropin) hormone
  - hCG is produced during pregnancy and found in the blood and urine.
- *Negative Test Does NOT mean “not pregnant”*
- Positive means sufficient levels of hCG are present- even with a light line





# BIRTH CONTROL: OUR POLICY

- Not Covering in-depth

1. Natural Family Planning
2. Barrier Contraceptives
3. Hormonal Contraceptives
4. Emergency Contraceptives

- At PRCE

- We do not refer, provide, or recommend any birth control methods at our center.
- For unmarried couples, abstinence is the only way to honor God and avoid the negative physical, spiritual, and emotional consequences of acting outside of God's plan for sex.
- For married couples, it's both a spiritual decision as they seek God's will for their lives and a medical decision to make with their physician



# FETAL DEVELOPMENT

Our Creator's Work

# TRIMESTERS

- First Trimester
  - Weeks 1- 13
- Second Trimester
  - Weeks 14-26
- Third Trimester
  - Weeks 27-40

# First Trimester Milestones (weeks 1- 13)

- **Week 1 (Day 1)** – First day of last normal menstrual period. (Conception takes place 2 weeks later)
- **Week 2 (Day 14)** – Egg released from ovary, then fertilization - Every detail of development including: sex, hair color, and eye color determined at this point.
- **Week 5** – Embryo’s brain, spinal cord, and nervous system begin to form. The heart begins to pump blood with a unique blood type.
- **Week 6** – All internal organs present and forming – heart-beat can be seen and heard on ultrasound.
- **Week 7** – Arms, hands with finger buds, and legs with feet and toe buds are visible.
- **Week 8** – Brain activity is measurable. Embryo shows reflexive response to touch and begins to move.
- **Week 11** – Internal organs are functioning. Now called a “fetus”. Changes after this week are primarily changes in size, rather than in appearance.

# Second Trimester Milestones (weeks 14-26)

- **Week 14** - The fetus moves vigorously and can make a tight fist. The sex of the child can be determined.
- **Week 18** - There is evidence the baby can feel pain. The baby begins to hear.
- **Week 22** - Head and body hair are visible. The fetus jumps in response to loud noises. He or she can now swallow.
- **Week 24** – If the baby was born during this month and given special care, he or she could survive.

# Third Trimester Milestones (weeks 27-40)

- **Weeks 36-40** – The fetus experiences rapid weight gain and is ready for birth.



# ULTRASOUND

PRCE's specifics

# HOW ULTRASOUND WORKS



- Soundwaves (echoes) travel through the urine in the bladder to the uterus.
- Echoes travel to a change in tissue and it's reflected
- The probe picks up the reflected waves & calculates the distance and speed of the echoes to produce a 2D or 3D image.
- Can take measurements of the image, determine age of fetus, and uncover simple health facts



# WHY VALUABLE IN PROLIFE ARENA:

Ultrasounds save lives!

Described the beginning of pregnancy as a “blob of tissue” – The baby to them had no form and therefore was not alive

Historically- Abortion Advocates

Has profound effect on one considering abortion. From “I have a problem” to “I have a baby”

Can Easily See Heart Beating

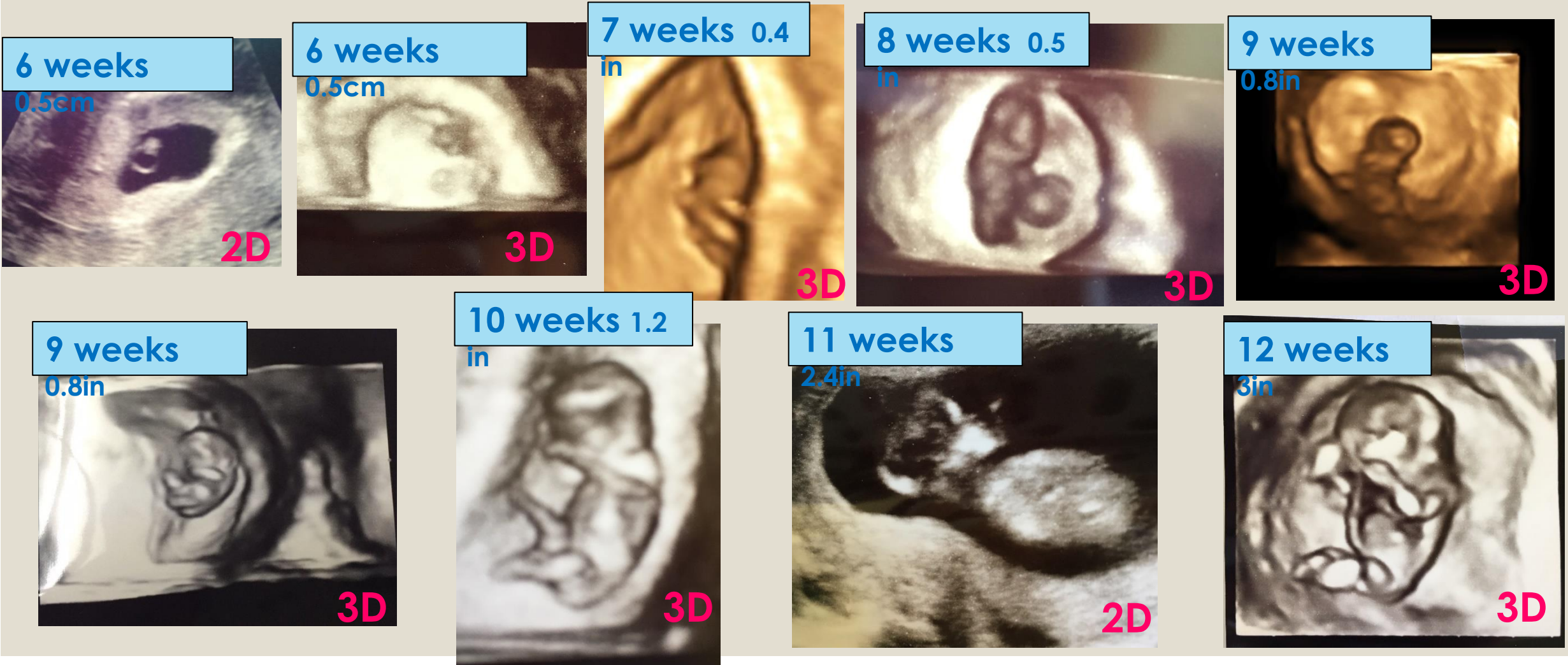
78% of women undecided on abortion chose life after seeing the fetus on ultrasound

Abortion Deterrent

# PRCE's Practice of Ultrasound

- Eligible between **6-18 weeks**
- Gestational Aging (can find out exactly how far along she is)
- Multiple Gestation? (does she have twins or triplets?)
- Pregnancy Viability (ectopic? no heartbeat?)
- Tag team with Client Advocate - Gospel and Godly life-style encouragement

# Some pictures from PRCE's ultrasounds



# PRCE baby client praying



# WORK CITED

- @adamscohen, Adam Cohen. "The Next Abortion Battleground: Fetal Heartbeats." *Time*. Time, 17 Oct. 2011. Web. 07 Apr. 2017.
- [www.biblegateway.com/](http://www.biblegateway.com/) King James Versions. Web. 08 November 2021
- Life International. *Intimacy Before Impact: Preparing the Heart and Mind for Life-Giving Ministry*. 2nd ed. Grand Rapids: Frontlines Publishing, 2014. Print.
- Dr. Sandy Christiansen. "Why Ultrasounds Matter for Women Planning Abortion." Web log post. *Care Net*. N.p., 5 Dec. 2014. Web. 7 Apr. 2017. <<http://affiliates.care-net.org/Education/Center-Insights-Library/Post/201>>. Adapted from *Medical Insights* (February 2014), a publication of Care Net.



